




## Fun Foreshortening

1

## 1 Trace shoes. Do one shoe at a time.



2

## 2 Trace hands

Keep fingers open. You may ask a for help if you need it with your hands.



3

## 3 Add designs to the bottom of your shoe.



4

## 4 Add lines to the hands on your paper by looking at your hands.



5

## 5 Use Mirror to draw your Face on a smaller sheet of paper.

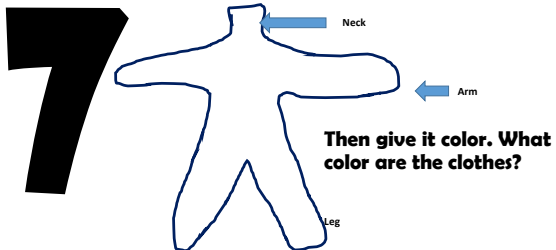


6

**6** Check to make sure you have used nice designs and nice colors on your shoes, hands and face.

7


**7** Cut out a shape like this:



Then give it color. What color are the clothes?

8

**8** Cut out all pieces  
Put it all together!



9